


Pineview Water Systems

Once You've Registered

Understanding Your Waterscope Portal



METRON
WaterScope[®]



Contents:

- How do I see my portal data?
-Slide 3
- What do I need to look at?
-Slides 4-7
- What if I can't see my Annual Water Budget?
-Slide 8
- What is this "water budget"?
-Slide 9
- How I can I view previous consumption?
-Slide 11-12
- What is this residential analysis?
-Slide 13

- OVERVIEW
- ACCOUNT LOOKUP
- PRIORITY DASHBOARD
- MAPS
- ANALYTICS
- WATER LOSS
- BILLING & REPORTS
- WORK ORDERS
- SYSTEM STATUS
- PORTFOLIO
- SETTINGS
- SUPPORT

Consumer Account Information

Set as home page Last updated Tue May 12 2026 13:33:34

Account Lookup Manage Segments

Enable High Resolution Data




Table Style

Standard Conservation

Select WBECED- Unit K Status All Condition All Size All Meter Usage All Meters Search Reset Report Total Meters 1

Columns Hide/Show

50 Items per page 1 - 1 of 1 Items

☆	Id	Consumer Name	Address	User Defin... Type	VN ID	Size (")	Billing Read	24Hr	Min Flow Rate (GPM)	Max Flow Rate (GPM)	Min Air Temp. (°F)	Read Date	Utility Defined	Conditions	
☆	K2801094	Customer		RES		1 (R)	1426	0	0	0	59	05-12-2026	Residential	-	  

50 Items per page 1 - 1 of 1 Items



Click this first icon to access your account dashboard



Your Dashboard

Last updated Wed May 27 2026 10:00:16

Your Account Information AC

Recent Summary: 05/27/2026

LCD Read
0677343.4 G
05/27/2026 03:49 AM

Billing Read
6773

Water Consumption
802.3 G
05/26 to 05/27

So far this cycle
6188.2 G

Daily Average
238.01 G

Water Budget
Efficient

Annual Water Budget
449674.38

Consumed Water Budget
6188.2

Annual Water Percentage
1.38 %

Irrigation Tracking
Set on 5/26/2026

Water Budget

Consumption: 14%
26 / 31 Days

Usage Analysis

Indoor
Irrigation
Leak

Irrigation Analysis

Consumption: 796.86 G
Duration: 103 Min

Cycles: 1
Zones: -
Drip: 796.86 G

Daily Usage

Flow Rate(GPM)

16:00 18:00 20:00 22:00

This "Annual Water Budget" is your secondary water allotment per water season in gallons. That's from when water is turned on, until it's turned off. This number is calculated by your property size, cannot be increased, and stays the same for each water season. If you do not use your full allotment, it does not roll over. If you consume more than this number, you will be fined \$500 and your secondary water will be turned off.



Consumption

Consumption(G)

00:00 02:00 04:00 06:00 08:00 10:00 12:00 14:00 16:00 18:00 20:00 22:00

Residential Analysis

5.06 G Toilet
0 G Sink
0 G Kitchen Use
0 G Shower
0 G Bath Tub
0 G Washing Machine

Meter Information

Meter Type
innov8-VN LTE
Metron 1"



DASHBOARD



CONSUMPTION HISTORY



CONSUMPTION COMPARISON



WATERING



NOTIFICATIONS

Your Dashboard

Last updated Wed May 27 2026 10:00:16

Your Account Information

Recent Summary: 05/27/2026

LCD Read
0677343.4 G
05/27/2026 03:49 AM

Billing Read
6773

Water Consumption
802.3 G
05/26 to 05/27

So far this cycle
6188.2 G

Daily Average
238.01 G

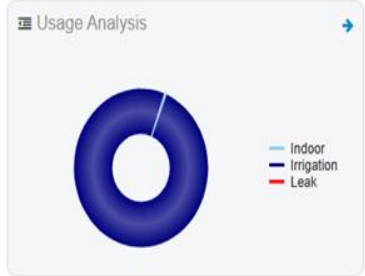
Water Budget
Efficient

Annual Water Budget
449674.38

Consumed Water Budget
6188.2

Annual Water Percentage
1.38 %

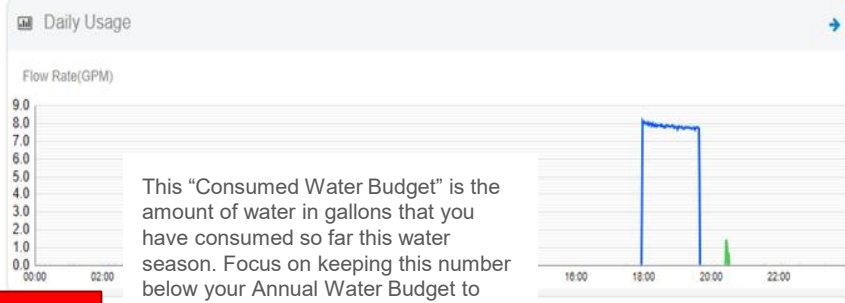
Irrigation Tracking
Set on 5/26/2026



Irrigation Analysis

Consumption	Duration
796.86 G	103 Min

Cycles	Zones	Drip
1	-	796.86 G

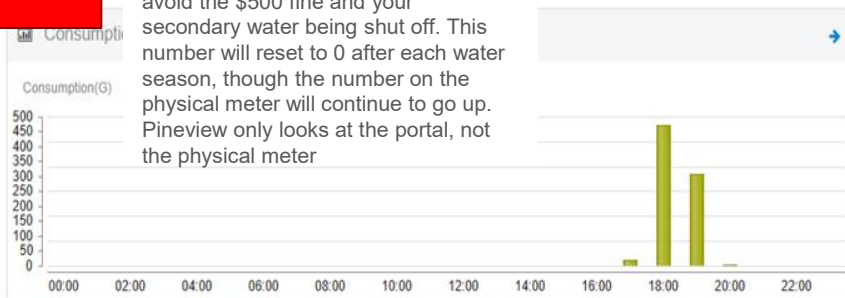


This "Consumed Water Budget" is the amount of water in gallons that you have consumed so far this water season. Focus on keeping this number below your Annual Water Budget to avoid the \$500 fine and your secondary water being shut off. This number will reset to 0 after each water season, though the number on the physical meter will continue to go up. Pineview only looks at the portal, not the physical meter



Residential Analysis

5.06 G	Toilet
0 G	Sink
0 G	Kitchen Use
0 G	Shower
0 G	Bath Tub
0 G	Washing Machine



Meter Information

Meter Type
innov8-VN LTE
Metron 1"

- Dashboard
- Consumption History
- Consumption Comparison
- Watering
- Notifications

Your Dashboard

Last updated Wed May 27 2026 10:00:16

Your Account Information

Recent Summary: 05/27/2026

LCD Read
0677343.4 G
05/27/2026 03:49 AM

Billing Read
6773

Water Consumption
802.3 G
05/26 to 05/27

So far this cycle
6188.2 G

Daily Average
238.01 G

Water Budget
Efficient

Annual Water Budget
449674.38

Consumed Water Budget
6188.2

Annual Water Percentage
1.38 %

Irrigation Tracking
Set on 5/26/2026

Water Budget

Consumption: 14%
26 / 31 Days


Usage Analysis

Indoor
Irrigation
Leak

Irrigation Analysis

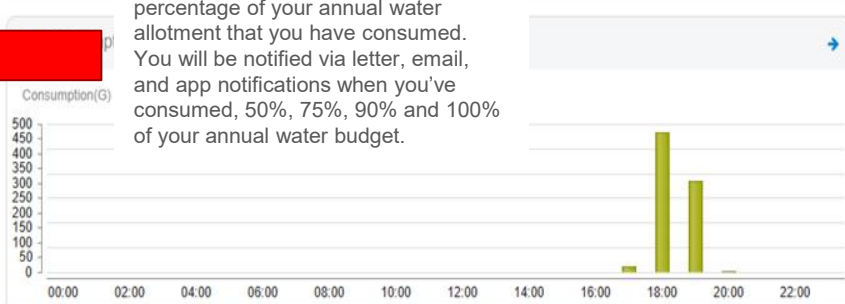
Consumption: 796.86 G
Duration: 103 Min

Cycles: 1
Zones: -
Drip: 796.86 G



Residential Analysis

- Toilet: 5.06 G
- Sink: 0 G
- Kitchen Use: 0 G
- Shower: 0 G
- Bath Tub: 0 G
- Washing Machine: 0 G



Meter Information

Meter Type
innov8-VN LTE
Metron 1"

This "Annual Water Percentage" is the percentage of your annual water allotment that you have consumed. You will be notified via letter, email, and app notifications when you've consumed, 50%, 75%, 90% and 100% of your annual water budget.



Your Dashboard

Last updated Wed May 27 2026 10:00:16

Your Account Information

Recent Summary: 05/27/2026

LCD Read
0677343.4 G
05/27/2026 03:49 AM

Billing Read
6773

Water Consumption
802.3 G
05/26 to 05/27

So far this cycle
6188.2 G

Daily Average
238.01 G

Water Budget
Efficient

Annual Water Budget
449674.38
Consumed Water Budget
6188.2
Annual Water Percentage
1.38 %

Irrigation Tracking
Set on 5/26/2026

Water Budget



Usage Analysis



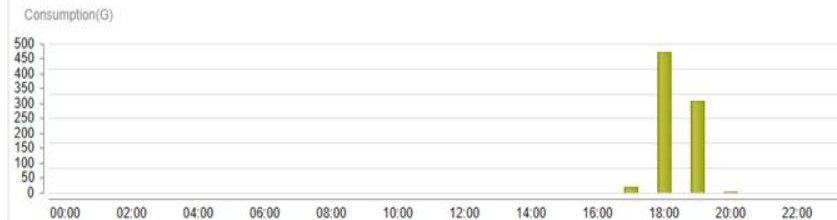
Irrigation Analysis

Consumption		Duration	
	796.86 G		103 Min
Cycles	1	Zones	-
		Drip	796.86 G

Daily Usage



Consumption History



Residential Analysis

5.06 G	Toilet
0 G	Sink
0 G	Kitchen Use
0 G	Shower
0 G	Bath Tub
0 G	Washing Machine

Meter Information

Meter Type
innov8-VN LTE
Metron 1"



These three items are the numbers that Pineview Water monitors.



Selected Option: All Installed Meters | Search Text: 1456 swan | Sort Column: MinFlowrate | Sort Direction: Descending

Meter/Consumer: 3628369 - 18159 - Customer [Reset Filters](#)

Your Dashboard

Last updated Wed May 27 2026 10:17:06

Your Account Information

Recent Summary: 05/27/2026

LCD Read
0003087.3 G
05/27/2026 01:07 AM

Billing Read
30

Water Consumption
0 G
05/26 to 05/27

So far this cycle
3059.34 G

Daily Average
117.67 G

Water Budget
Efficient

Water Budget

Consumption: 7%
26 / 31 Days

84%

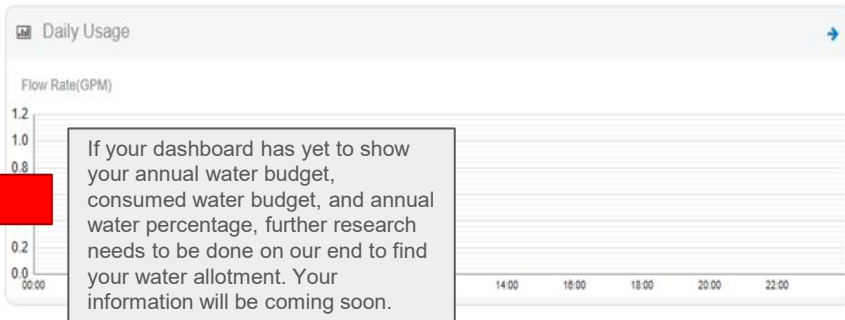
Usage Analysis

Indoor
Irrigation
Leak

Irrigation Analysis

Consumption: 0 G
Duration: 0 Min

Cycles: -
Zones: -
Drip: 0 G



Residential Analysis

Toilet: 0 G
Sink: 0 G
Kitchen Use: 0 G
Shower: 0 G
Bath Tub: 0 G
Washing Machine: 0 G




Meter Information

Meter Type
innov8-VN LTE
Metron 1"



If your dashboard has yet to show your annual water budget, consumed water budget, and annual water percentage, further research needs to be done on our end to find your water allotment. Your information will be coming soon.



Your Dashboard

Last updated Wed May 27 2026 10:00:16

Your Account Inform

Recent Summary: 05/27/2026

LCD Read
0677343.4 G
05/27/2026 03:49 AM

Billing Read
6773

Water Consumption
802.3 G
05/26 to 05/27

So far this cycle
6188.2 G

Daily Average
238.01 G

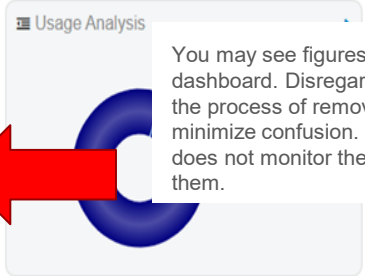
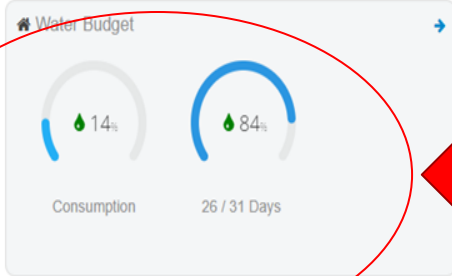
Water Budget
Efficient

Annual Water Budget
449674.38


Consumed Water Budget
6188.2

Annual Water Percentage
1.38 %

Irrigation Tracking
Set on 5/26/2026



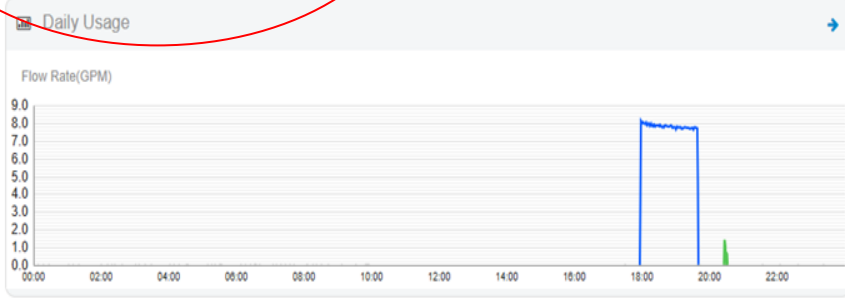
You may see figures like this on your dashboard. Disregard them. We are in the process of removing them to minimize confusion. Pineview Water does not monitor them or even look at them.



Irrigation Analysis

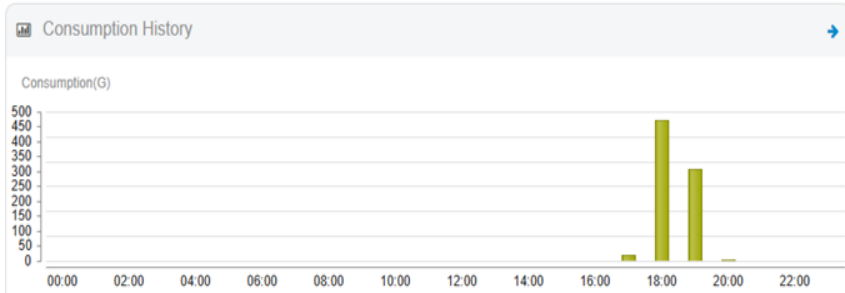
Event	Consumption	Duration
1	86 G	103 Min

Zones	Drip
-	796.86 G



Residential Analysis

5.06 G	Toilet
0 G	Sink
0 G	Kitchen Use
0 G	Shower
0 G	Bath Tub
0 G	Washing Machine



Meter Information

Meter Type
innov8-VN LTE
Metron 1"

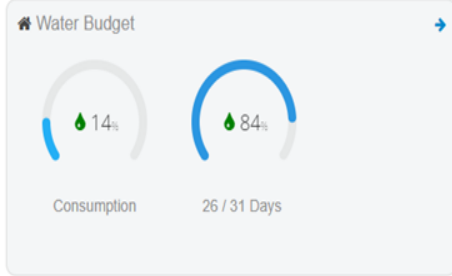
- ←
- DASHBOARD
- CONSUMPTION HISTORY
- CONSUMPTION COMPARISON
- WATERING
- NOTIFICATIONS

Your Dashboard

Last updated Wed May 27 2026 10:00:16

Recent Summary: 05/27/2026

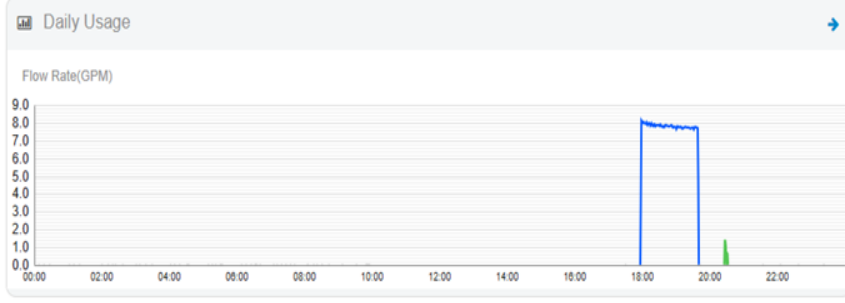
- LCD Read**
0677343.4 G
05/27/2026 03:49 AM
- Billing Read**
6773
- Water Consumption**
802.3 G
05/26 to 05/27
- So far this cycle**
6188.2 G
- Daily Average**
238.01 G
- Water Budget**
Efficient
- Annual Water Budget**
449674.38
- Consumed Water Budget**
6188.2
- Annual Water Percentage**
1.38%
- Irrigation Tracking**
Set on 5/26/2026



Irrigation Analysis

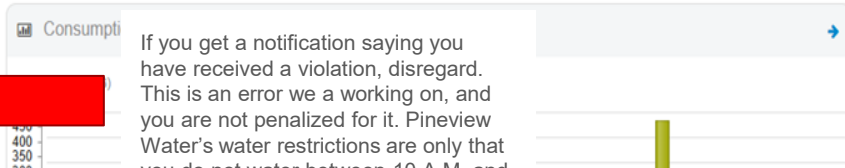
Consumption	Duration
796.86 G	103 Min

Cycles	Zones	Drip
1	-	796.86 G



Residential Analysis

5.06 G	Toilet
0 G	Sink
0 G	Kitchen Use
0 G	Shower
0 G	Bath Tub
0 G	Washing Machine



Meter Information

Meter Type
innov8-VN LTE
Metron 1"

If you get a notification saying you have received a violation, disregard. This is an error we are working on, and you are not penalized for it. Pineview Water's water restrictions are only that you do not water between 10 A.M. and 6 P.M.



-
-
-
-
-
-

Selected Option: All Installed Meters | Search Text: 1441 n 4700 w | Sort Column: MinFlowrate | Sort Direction: Descending

Meter/Consumer: 3263747 - 2100022 - Customer [Reset Filters](#)

Year Account Information | Account Number: [redacted]

Water Consumption - 05/26 to 05/27
 So far this cycle: 6188.2 G | Daily Average: 238.01 G
 Annual Water Budget: 449674.38
 Amount used to date: 88.2

The following conditions have been detected
 (hover on the icon for more info)

Meter: innov8-VN LTE Metron 1"

Consumption History | Last updated Wed May 27 2026 10:19:28


Time Interval: 1 DAY

Total Consumption: [redacted]

Hide Events: [redacted]

Event: All

If you have had a meter installed for over a year, you can view the previous years consumption by clicking the consumption history, then changing the time interval to one year. If you have not had a meter installed for over a year, you will not be able to see the previous years consumption



- ←
- DASHBOARD
- CONSUMPTION HISTORY
- CONSUMPTION COMPARISON**
- WATERING
- NOTIFICATIONS

Selected Option: All Installed Meters | Search Text: 1441 n 4700 w | Sort Column: MinFlowrate | Sort Direction: Descending

Meter/Consumer: 3263747 - 2100022 - Customer [Reset Filters](#)

Your Account Information

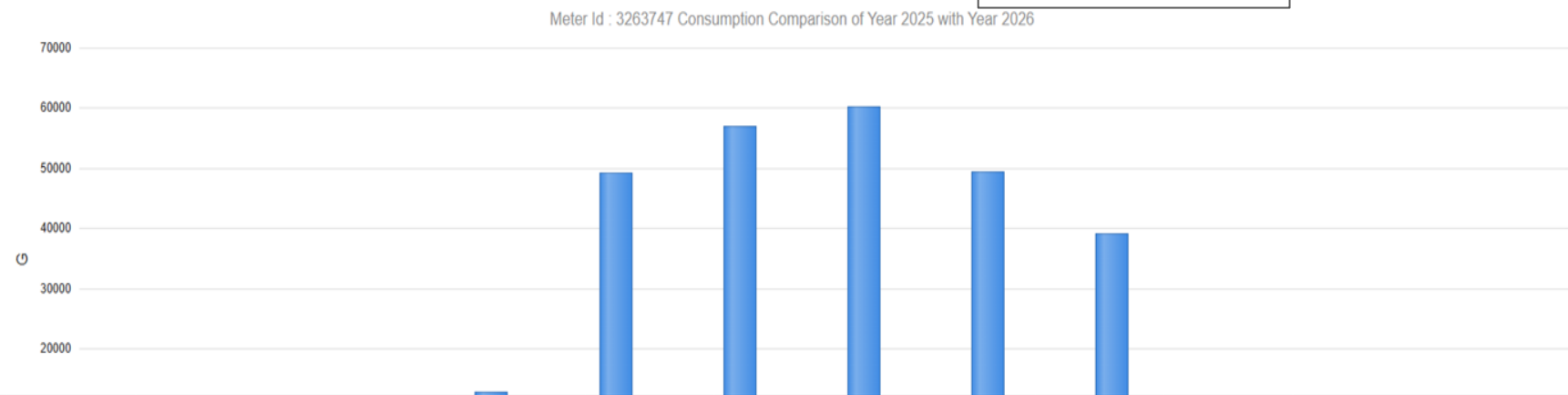
LCD Read @05/27/2026 03:49 AM 06773.4 G	Water Consumption - 05/26 to 05/27 802.3 G	So far this cycle 6188.2 G	Daily Average 238.01 G	The following conditions have been detected <i>(hover on the icon for more info)</i> 	Meter innov8-VN LTE Metron 1"
Bill Amount: 67.34 Gx 100	Read Date 05/27/2026	Annual Water Budget 449674.38	Amount used to date 6188.2		

Consumption Comparison

Comparison Analysis: Consumption | Compare Year: 2025 | With Year: 2026 | [Show Comparison](#)

Current Month: 05/01/2026 - 05/26/2026 | Overall Average: 238.01 G | Weekday Average: 212 G | Weekend Average: 296.53 G

To compare previous years usage to the current year, go to "Consumption Comparison" and select your desired years. Once selected, click "Show Comparison" to display the data.





Your Dashboard

Last updated Wed May 27 2026 10:00:16

Your Account Information Account Number: 2100022 Consumer Name: Customer Address: 1441 N 4700 W Ogden Ut 84404 VN ID: 3263747

Recent Summary: 05/27/2026

LCD Read
0677343.4 G
05/27/2026 03:49 AM

Billing Read
6773

Water Consumption
802.3 G
05/26 to 05/27

So far this cycle
6188.2 G

Daily Average
238.01 G

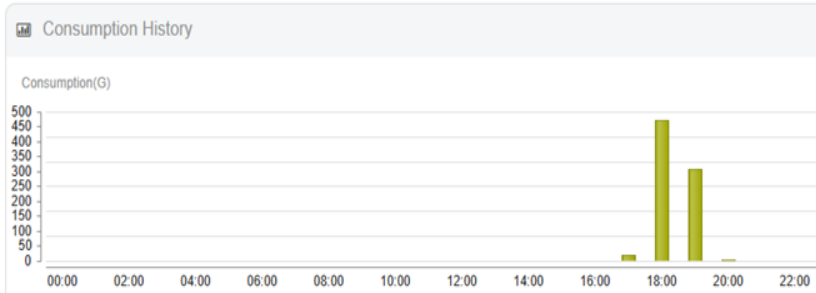
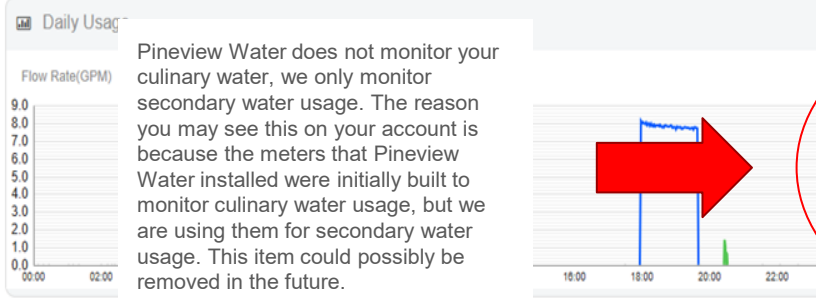
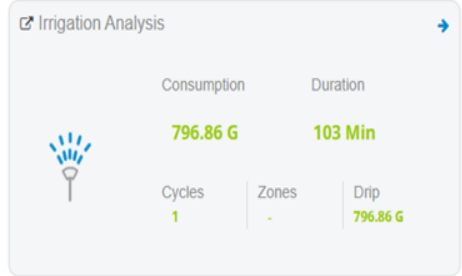
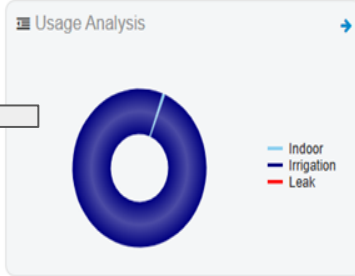
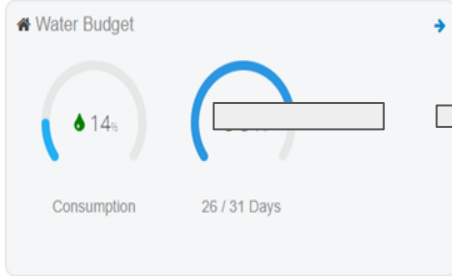
Water Budget
Efficient

Annual Water Budget
449674.38

Consumed Water Budget
6188.2

Annual Water Percentage
1.38 %

Irrigation Tracking
Set on 5/26/2026



Meter Information

Meter Type
innov8-VN LTE
Metron 1"

- ←
- DASHBOARD
- CONSUMPTION HISTORY
- CONSUMPTION COMPARISON
- WATERING
- NOTIFICATIONS**



Selected Option: All Installed Meters | Search Text: 1441 n 4700 w | Sort Column: MinFlowrate | Sort Direction: Descending

Meter/Consumer: 3263747 - 2100022 - Customer Reset Filters

Your Account Information | Account Number: 2100022 | Consumer Name: Customer | Address: 1441 N 4700 W Ogden Ut 84404 | VN ID: 3263747 | Annual Water Budget: 1.38 % | Utility Defined Type: Residential

LCD Read @05/27/2026 03:49 AM 0677343.4 G	Water Consumption - 05/26 to 05/27 802.3 G	So far this cycle 6188.2 G	Daily Average 238.01 G	The following conditions have been detected <i>(hover on the icon for more info)</i> 	Meter Innov8-VN LTE Metron 1"
Billing Read 6773 Gx 100	Read Date 05/27/2026	Annual Water Budget 449674.38	Amount used to date 6188.2		

Notification Settings | Last updated Wed May 27 2026 10:30:36

Verification | Set Notification | Alert Schedule | Unexpected Usage | Consumption Per Day

Alert Mode:

Email Text Both

Save

To change your notification preference, go to the notification tab on the left hand side. You can choose to be notified by text, email, or both.

Consumer has opted for notifications. You can view the notification configuration in next tab.

Primary Email: